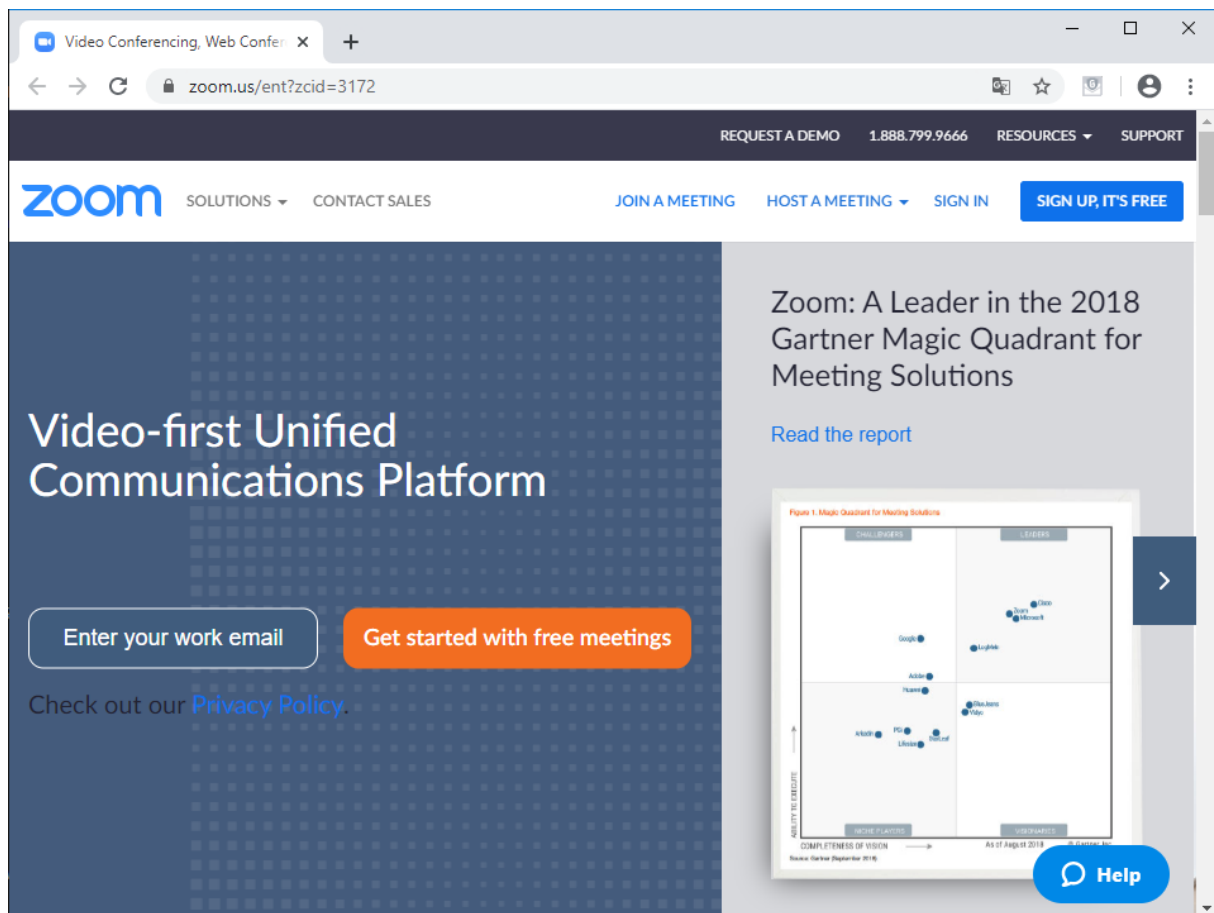


ZOOM Handleiding

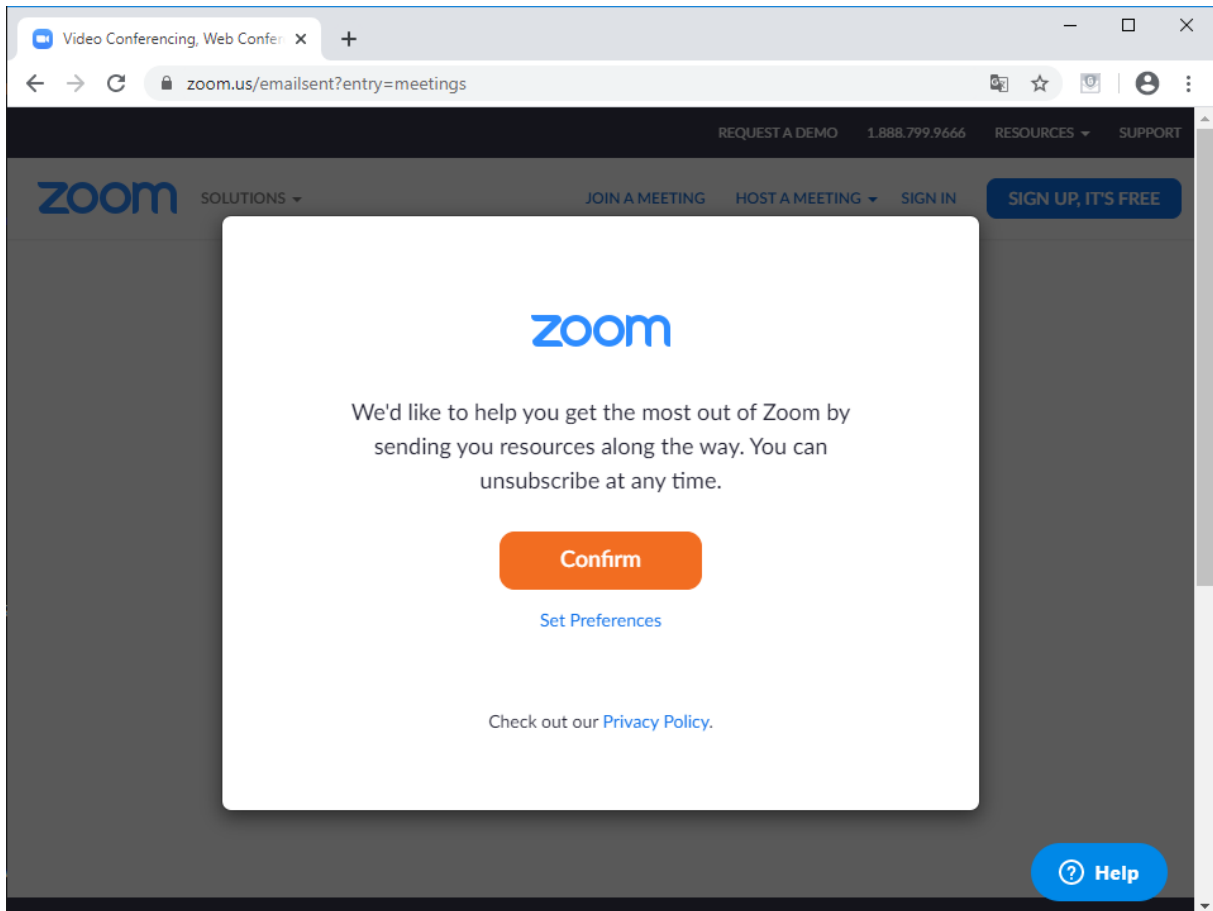
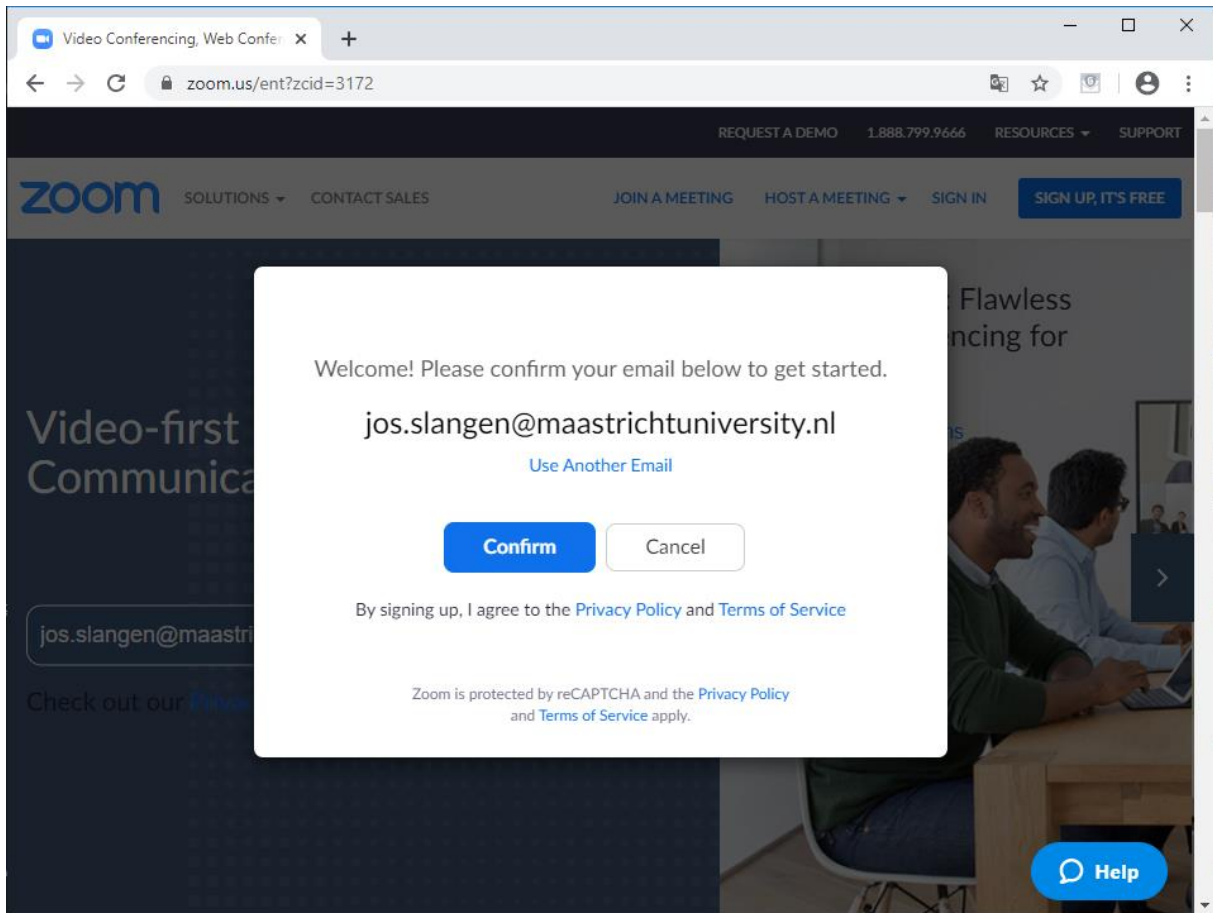
Ga via je Internet Browser naar : <https://maastrichtuniversity.zoom.us/signin>

Dit geldt uiteraard ALLEEN voor degene die de Zoom-meeting opstelt, degene die uitgenodigd worden , doen dit via de ink in de mail en hoeven dus dit zelf te installeren !!

(afbeelding hieronder kan, nu het centraal via de UM loopt iets afwijken)



The screenshot shows the Zoom website homepage. The browser address bar displays "zoom.us/ent?zcid=3172". The navigation bar includes "REQUEST A DEMO", "1.888.799.9666", "RESOURCES", and "SUPPORT". The main navigation menu features "zoom", "SOLUTIONS", "CONTACT SALES", "JOIN A MEETING", "HOST A MEETING", "SIGN IN", and a "SIGN UP, IT'S FREE" button. The main content area is split into two sections. The left section, on a dark blue background, is titled "Video-first Unified Communications Platform" and includes a "Enter your work email" input field, a "Get started with free meetings" button, and a link to "Check out our Privacy Policy". The right section, on a light grey background, is titled "Zoom: A Leader in the 2018 Gartner Magic Quadrant for Meeting Solutions" and includes a "Read the report" link. Below this text is a Gartner Magic Quadrant chart titled "Figure 1. Magic Quadrant for Meeting Solutions". The chart plots various meeting solutions based on "Completeness of Vision" (x-axis) and "Ability to Execute" (y-axis). Zoom is positioned in the top-right quadrant, labeled "Leaders". Other solutions plotted include Google, LogMeIn, Cisco, and others. A "Help" button is visible in the bottom right corner of the page.



Volg aanmeldings wizard !

Schedule a Meeting - Zoom

https://zoom.us/meeting/schedule

REQUEST A DEMO 1.888.799.9666 RESOURCES SUPPORT

zoom SOLUTIONS PLANS & PRICING CONTACT SALES SCHEDULE A MEETING JOIN A MEETING HOST A MEETING SIGN OUT

Important Notice: Due to increased demand, dial-in by phone audio conferencing capabilities may be temporarily removed from your free Basic account. During this time, we strongly recommend using our computer audio capabilities. If you require dial-in by phone audio conferencing, please see our other [package options](#).

PERSONAL

- Profile
- Meetings**
- Webinars
- Recordings
- Settings

ADMIN

- > User Management
- > Room Management
- > Account Management

My Meetings > Schedule a Meeting

Schedule a Meeting

Topic: Epid overleg

Description (Optional): Eerste sessie overleg ivm Onderwijs

When: 03/23/2020 11:00 AM

Duration: 1 hr 0 min

Your Zoom Basic plan has a 40-minute time limit on meetings with 3 or more participants. Upgrade now to enjoy unlimited group meetings. [Upgrade Now](#)

Help

DENK aan TIJD instelling (Amsterdam tijd !!)

Schedule a Meeting - Zoom

https://zoom.us/meeting/schedule

REQUEST A DEMO 1.888.799.9666 RESOURCES SUPPORT

zoom SOLUTIONS PLANS & PRICING CONTACT SALES SCHEDULE A MEETING JOIN A MEETING HOST A MEETING SIGN OUT

Recordings

Settings

ADMIN

- > User Management
- > Room Management
- > Account Management
- > Advanced

Attend Live Training

Video Tutorials

Knowledge Base

Epid overleg

Description (Optional): Eerste sessie overleg ivm Onderwijs

When: 03/23/2020 11:00 AM

Duration: 1 hr 0 min

Your Zoom Basic plan has a 40-minute time limit on meetings with 3 or more participants. Upgrade now to enjoy unlimited group meetings. [Upgrade Now](#)

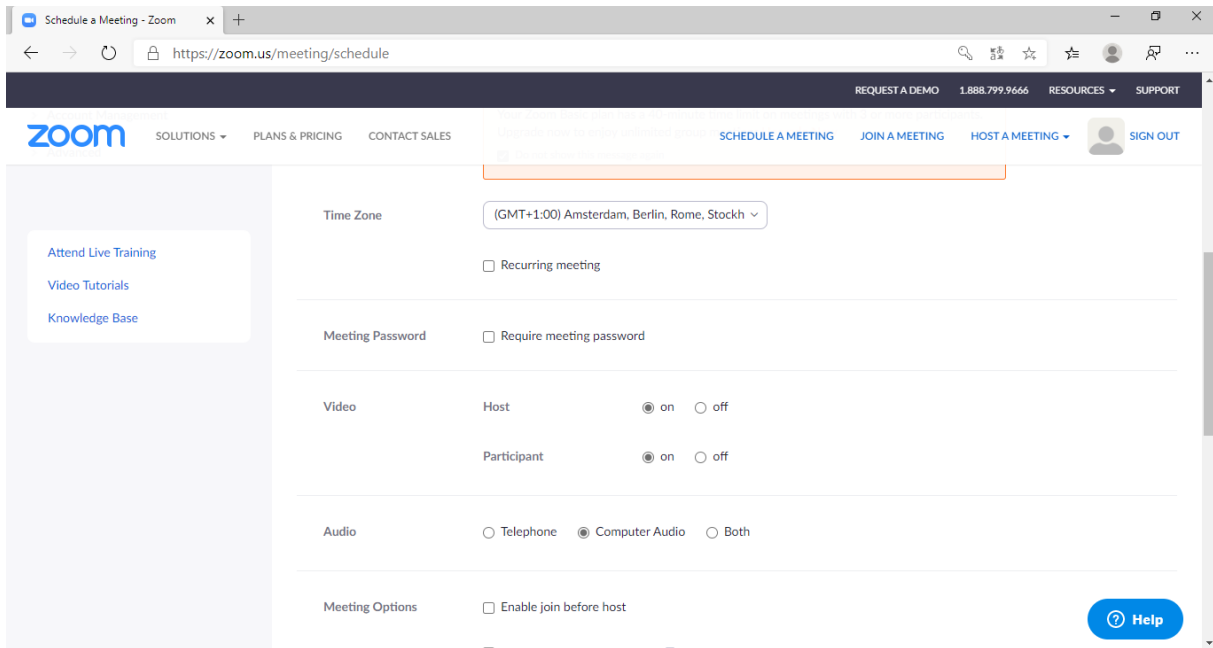
Do not show this message again

Time Zone: (GMT+1:00) Amsterdam, Berlin, Rome, Stockh

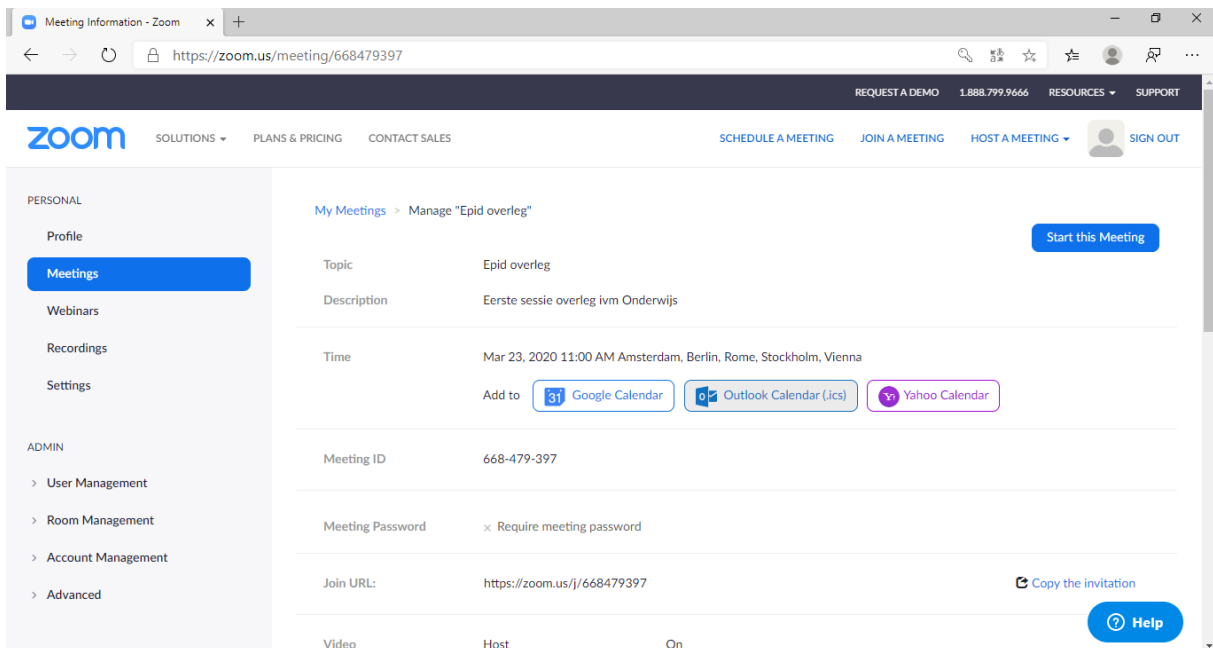
Recurring meeting

Meeting Password: Require meeting password

Help



SAVE.



Kies Outlook Calender (dan kun je uit het Outlook adresboek anderen uitnodigen !)

The screenshot shows the Zoom meeting information page for meeting ID 668479397. The page is titled "Meeting Information - Zoom" and the URL is "https://zoom.us/meeting/668479397". The Zoom logo is visible in the top left corner. The page contains the following information:

- Video:** Host (On), Participant (On)
- Audio:** Computer Audio
- Meeting Options:**
 - Enable join before host (checked)
 - Mute participants upon entry (unchecked)
 - Enable waiting room (unchecked)
 - Record the meeting automatically on the local computer (unchecked)

At the bottom of the page, there are buttons for "Delete this Meeting", "Edit this Meeting", and "Start this Meeting". A footer contains links for "About", "Download", "Sales", "Support", and "Language", along with a "Help" button.

Gereed (druk op start, wat dan begint de meeting ! Dus pas op ingesteld tijdstip de meeting starten).

De uitgenodigde deelnemers ontvangen via Outlook een link, die hoeven zwa alleen maar aan te klikken. (Let op : ZIJ zijn alleen deelnemer, jij moet zelf de meeting, als organisator, starten).